

Exposure Notes

May 2004

Monthly Newsletter
Southeastern
Photographic
Society

May Meeting , May 7th, 7:30 PM

Craig Tanner, one of our favorite presenters and judges, and one of Atlanta's best known and successful professional photographers and teachers will return to make a presentation on one of his specialties; i. e., architectural photography. Craig's photographic interests include a wide spectrum of subjects from people portraits to architecture and nature. His work has been published in numerous national publications such as **Backpacker**, **Outdoor Photographer**, **Outside**, **Landscape Architecture** and **Unique Homes**. He has also published over 25 calendars and a beautifully illustrated book entitled, "**Georgia**".

Craig produces assignment photography for advertising and some of his recent clients include Eastman Kodak, J. Walter Thompson Advertising Agency, Georgia Tourism and the Jack Nicklaus Development Corporation. His fine art photography has been widely collected and exhibited by The Coca Cola Company, Home Depot, Cox Communications, the Southern Company and UPS.

Craig loves to share his knowledge and experience through teaching. He conducts his own workshops and occasionally leads workshops at Color Genesis in Atlanta as well as teaching at The Rocky Mountain School of Photography in Missoula, Montana.

Craig will also be judging our club competition for May. The competition theme is "**Architecture**".

Call for Committee Volunteers

We still are in need of someone to coordinate our Facilities Committee. The new room setup seems to be working well, and everyone seems to like the arrangement. If you are interested, or even curious as to what is involved in helping us get ready for our monthly meetings, please see any one of the Executive Committee members.

We also are continuing to need volunteers to help the Competition Committee. Ray Davis and Bob Cassanova are doing an outstanding job, but there is always a need for an additional one or two people. It would help the club if Ray had a few more people he could count on to help at the monthly meetings. If you would like to help, please see Ray or a member of Executive Committee.

April SPS Meeting

Our guest speakers at last month's meeting were Stephanie Baker and her associate Elizabeth from Color Genesis. Stephanie began the presentation and discussed the services and techniques used at Color Genesis. Elizabeth spoke to us on Color Genesis' newest service line, Gallery Works. Gallery Works is

Inside this issue:

| | |
|---|--------|
| CraigTanner to speak & judge "Architecture" | 1 |
| Volunteers Needed Future Newsletters | 1 |
| April Competition Results | 2 |
| Article by Charlie Miller Gerri Tillman to chair refreshments | 3 4 |

their image management and online service that provides a link to your work. The service is of particular interests to wedding and event photographers.


Our judge for the monthly competition, "Abstracts", was Bill Binger. Bill is a professional photographer and instructor at the Showcase School. Everyone seemed to enjoy Bill's rapid, concise judging style.

Future Newsletters


The Executive Committee is considering the possibility of discontinuing the practice of mailing the monthly newsletter in favor of posting it only on the website. There are several considerations that enter into this decision, not the least of which is the expense.

April Competition Results

Theme: Abstracts
 Judge: Bill Binger



Bob Ogle
 Water on Glass No. 1



John McGinn, Transfusion



Ron Holt, Tracks




Ron Holt, On the Edge



Bill Bowen
 C-5 Hood



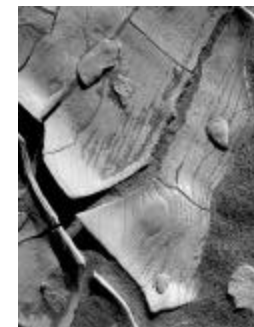
Paul Shimek
 Beach Sand Abstract



John McGinn, Hold On



Ron Holt, Mud and Sand



Ron Holt
 Flakey

| Slides | | |
|--------------------------|-------------------------------|----------------------------------|
| First Place | Bob Ogle | Water on Glass No. 1 |
| Second Place | Paul Shimek | Beach Sand Abstract |
| Third Place | John McGinn | Hold On |
| Fourth Place | Bob Ogle | Water on Glass No. 2 |
| Honorable Mention | Charles Needle John McGinn | Paradise Found Color of Light |

| Color Prints | | |
|--------------------------|----------------------------|---------------------|
| First Place | John McGinn | Transfusion |
| Second Place | Ron Holt | Mud and Sand |
| Third Place | Ron Holt | Tracks |
| Fourth Place | Jeff Thies | Rule of Thirds |
| Honorable Mention | Kevin Stein John McGinn | Paria Color Roll |

| Black and White Prints | | |
|--------------------------|-------------|---------------|
| First Place | Ron Holt | On the Edge |
| Second Place | Ron Holt | Flakey |
| Third Place | Bill Bowen | C-5 Hood |
| Fourth Place | Jack Martin | Safety Ladder |
| Honorable Mention | Jeannie Cox | Twin Falls |

PHOTOGRAPHING ALONG THE ROADS MOST TRAVELED *By Charlie Miller*

I travel to Arizona, by automobile, quite often since I have family in Tucson. R.Lease and I enjoy doing this since we can set our own pace and get to explore much more of the country between here and there.

On one such an occasion, I was leaving Houston, Texas early in the morning traveling west on I-10. Traffic was heavy. I was tired before I had hardly gotten underway. When you leave Houston driving west, the countryside soon becomes sagebrush and scrub. It gets tiresome and monotonous. I pulled off the EXPRESSWAY and got my second cup of coffee. While collecting my thoughts I looked at my map and realized I could jump off Interstate -10 onto Highway US 290 and travel through the heart of " TEXAS HILL COUNTRY " then pick up I-10 again near Junction, Texas. This was actually a more direct route, would break up the monotony of the Interstate and allow me to travel through the most scenic part of the State of Texas. It was early in April, the wildflowers were in bloom. I could probably get some worthwhile shots, I thought. R.Lease and I could travel through Austin and pick up some famous TEXAS BAR-B-QUE BRISKETT, also.

"WHY NOT GO FOR IT"? Especially, since I travel with my camera loaded and ready most of the time. In the long term, I did not travel any further, saw lots more SCENERY, met some wonderful people in the wild flowers and ended up with some memorable photographs and really never got off the MAIN HIGHWAY. Most of the time I simply pulled off on the shoulder of the road.

Most of us enjoy TRAVEL and TRAVEL PHOTOGRAPHY. However, most of my travel photography, IN MY OWN MIND, is relegated to some distant place or foreign country. Much of the time we drive by some of the BEST SHOTS simply because we are in a hurry or, are traveling over the same old FAMILIAR road. Much of the time, we aren't prepared to TAKE THE SHOT when the opportunity arises. Nor, are we really aware of what the "ROAD MOST TRAVELED" has to offer in photo opts.

In this article I hope to encourage you to SLOW DOWN and PHOTOGRAPH ALONG THE ROADS MOST TRAVELED. Especially when traveling near your home area or state. For those of you interested in photographing from the roadside, I am listing some of my observations and recommendations. These can be applied to film or digital, depending on your circumstances.

FIRST/FOREMOST BE PREPARED: I travel with my camera loaded and on a tripod. It travels behind me in the back floorboard. I have the filter holder attached should I need to filter the situation. When something worthwhile photographing comes along, I simply pull over to the side of the road and go to work. If the weather is hot, I carry my back up film in a small six-pack cooler with a frozen ice pack to keep it from getting too hot. We dress comfortably and in clothing and shoes that we do not mind getting dirty.

NEXT, BE WILLING TO GET UP EARLY AND DRIVE A LITTLE LATE: The quality of light is just as critical here as any place else in photography and the scenes are just as dramatic in unusual light. In fact, sunrise and twilight shots have the added features of built in taillight/headlight streaks and colors, in many cases.

BE OBSERVANT: As you traverse your "ROADS MOST TRAVELED", be aware of the surroundings, especially as they change from season to season. I am regularly seeing something NEW as seasons and conditions change along the highways. Even the highways change to keep pace with growth.

For example, I-20 East past Newton County traveling toward Augusta, is loaded with Crimson Clover in the median in the spring. I-985/US441 traveling South above Gainesville, Georgia has some great sunsets. I-285 on the North end has some fantastic twilight shots from overpasses. When traveling along highway US 90 in West Texas sometime ago, I noticed the highway would cross the main line railroad occasionally. As luck would have it, I overtook a slow moving freight train. By speeding up and gaining some distance on the train, I was able to get some nice shots of the entire train due to the open flat terrain.

NEXT: When a scene catches your attention, STOP and take the shot. This particular time/moment will never happen again. Especially with weather related shots. Try not to get too pushed for time. If you have time, wait for certain color vehicles to come by to add some glamour to your shot. Jazz up the shot with a slow shutter speed to blur movement while sharply focusing on a stationary object.

BE CAREFUL/SAFE: When pulling off the side of the roadway, always be AWARE of your surroundings. No shot is worth injury or accident. Be especially mindful of oncoming traffic and natural hazards when exiting your vehicle. Watch road shoulder conditions. DO NOT GET STUCK. In the south, be mindful of FIRE ANT BEDS. Around Atlanta be especially mindful of traffic hazards. If shooting along busy highway, be extra aware of WIND GUSTS from fast moving vehicles. Do not leave your equipment unattended.

SHOOT IN ALL KINDS OF WEATHER: Weather makes each shot different. The same shot in fog will look entirely different in sunlight, or in late afternoon. Do not be afraid to shoot in traffic. Vehicles, their lights and colors add dimension to your photographs.

KEEP MENTAL NOTES: Especially true if traveling over old familiar roadways. Know when local season high lights will prevail. Spring, in Georgia brings flowers. South Georgia presents different varieties from North Georgia. Fall presents excellent fall color almost any place within the State. Remember how that big Maple tree will look in the fall in full foliage, or unusual rock formations with icicles hanging from them. Remember particular buildings, leading curves from the highway design, unusual engineering features, etc. How many of us have gotten a shot of the NEW YELLOW OVERPASS at the I-75/I-85 north split in downtown Atlanta?

FILM AND FILTERS: My personal choice for film is Kodak E100VS, since I shoot mainly slides. I am just getting into Digital. I also like the ASA100 since I do not have to worry too much about reciprocity failure if shooting in low light conditions with long shutter speeds. I normally carry a regular, and a blue/green, polarizing filter along with a split neutral density and an 81A and 81B filter. You will be surprised how much the yellow series can help out if the sun has gotten on up in the sky. The Blue/Green polarizer can get you some very interesting colors and tints. The split density will really help balance out light quality with bright and dark areas.

These are just a few of my personal observations and recommendations. If you aren't already doing so, I believe you will enjoy it if you will slow down and "[PHOTOGRAPH ALONG THE ROADS MOST TRAVELED](#)".

New Refreshments Chairperson

Please welcome Gerri Tillman as our new Refreshments Committee chairperson for 2004. Gerri has graciously volunteered to help us out, and we can return the favor by remembering to make a donation when you help yourself to refreshments, and by bringing items for the refreshments table. Take a minute to thank Gerri at the May meeting, and volunteer to help her out if you would like.

Exposure Notes

Published monthly by the **Southeastern Photographic Society** P. O. Box 49646, Atlanta, GA 30359.

Meeting Location: The Southeastern Photographic Society (SPS) normally meets in the Fellowship Hall of Briarcliff Baptist Church, 3039 Briarcliff Road, on the first Friday of each month at 7:30 PM.

Directions: Take the Clairmont Road exit from I-85. Go south on Clairmont Road toward Decatur/Emory. At first light, turn right onto Briarcliff Road. Turn left into the drive way adjacent to the wrought iron fence adjacent to Ed's IGA and park in the lot. An awning labeled 7'6" CLEAR covers the entrance to the hall that leads to the Fellowship Hall. For more information call 770-493-9494.

Newsletter Submittals: Information and articles for the newsletter should be submitted two weeks prior to the meeting date. Articles may be submitted either electronically or by hard copy and may be given to Roy Gordon in person, mailed to 24 Ivy Chase, Atlanta, Georgia 30342 or e-mailed to RRoyGordon@comcast.net.

Affiliations

Photographic Society of America (PSA)
Southeastern Council of Camera Clubs (SE3C)

Officers for 2004

| | |
|----------------|---|
| President | Josh Earhart justjoshin@worldnet.att.net |
| Vice President | Jack Martin jmartin@scalesys.com |
| Secretary | Jeannie Cox Jeannie@thelimit.com |
| Treasurer | Elton Saulsberry esaulsberry@jumpon.net |

Committees

| | |
|---|--|
| Competitions | Ray Davis RDavis7939@AOL.Com Bob Cassanova |
| Facilities & Equipment | Not available at this time |
| Membership | Craig Cauthen ccauthen@na.ko.com Stan Reich |
| Newsletter | Roy Gordon RRoyGordon@comcast.net |
| SPS Webmaster | Jeff Thies jeff@thelimit.com |
| Librarian | John Merritt john.fran@mindspring.com |
| Refreshments | Gerri Tillman |
| PSA Coordinator SE3C Coordinator Nature SIG Black and White SIG Studio/On the Edge SIG | Margaret Ann Shulman Josh Earhart Kevin Stein kevin.stein@cancer.org Gary Beasley beasleyglb@mindspring.com John Merritt John.fran@mindspring.com |

The Club's information HOTLINE number is 770-493-9494. Call this number for up to date information on programs and competitions. Also, any cancellations due to inclement weather or any other reason would be announced here.

Southeastern Photographic Society

Roy Gordon, Editor
Post Office Box 49646
Atlanta, Georgia 30359

Phone: 770-493-9494
Web: www.spsatlanta.org

First Class Mail



Color Genesis
510 14th Street NW
Atlanta GA 30318
404-881-3855

Film Processing (E-6 and C-41)
Slide Duplication
Custom Color Prints from Negatives or Digital Files
Custom Black and White Prints
High Resolution Image Scans
Custom Mounting and Finishing

Newsletter printing made possible by generous support of Color Genesis.